

Message from the School

DC Bilingual Public Charter School is a learning community that ensures high academic achievement for all students in both Spanish and English, develops leadership, and values all cultures.



📍 33 RIGGS ROAD NE, Washington, DC 20011

🏠 Ward 5

☎ (202) 750-6674

School Instructional Hours

Monday: 08:10 AM - 04:00 PM
Tuesday: 08:10 AM - 04:00 PM
Wednesday: 08:10 AM - 04:00 PM
Thursday: 08:10 AM - 04:00 PM
Friday: 08:10 AM - 04:00 PM

Total Students (2021-22 Ever-Enrolled): 499

Total Teachers: 62

Total School Leaders: 8

Grades Served: PK3, PK4, KG, 1, 2, 3, 4, 5

Principal: Daniela Anello

Title-I Status: Yes

Local Education Agency (LEA): DC Bilingual PCS

School Uniforms Required: No

Bus Line(s): 64, 60, E4, K2, K6

Metro Line(s): Fort Totten (Red, Yellow, Green)

Before Care Offered: Yes

- **Cost:** Sliding Scale

After Care Offered: Yes

- **Cost:** Sliding Scale

School Program Information

Dual Lang/Lang. Immersion
 Extended day
 Interscholastic Sports
 STEM Focus
 Restorative Justice Program
 School Garden

Parent Organization

Parent Organization Offered: Yes
Parent Organization Contact: Not Provided
Parent Organization Website:
www.dcbilingual.org/pta-english/

Extracurricular & Enrichment Activities

Soccer
 Girls on the Run
 Art
 Dance
 Music
 Culinary Arts
 Gardening
 Technology

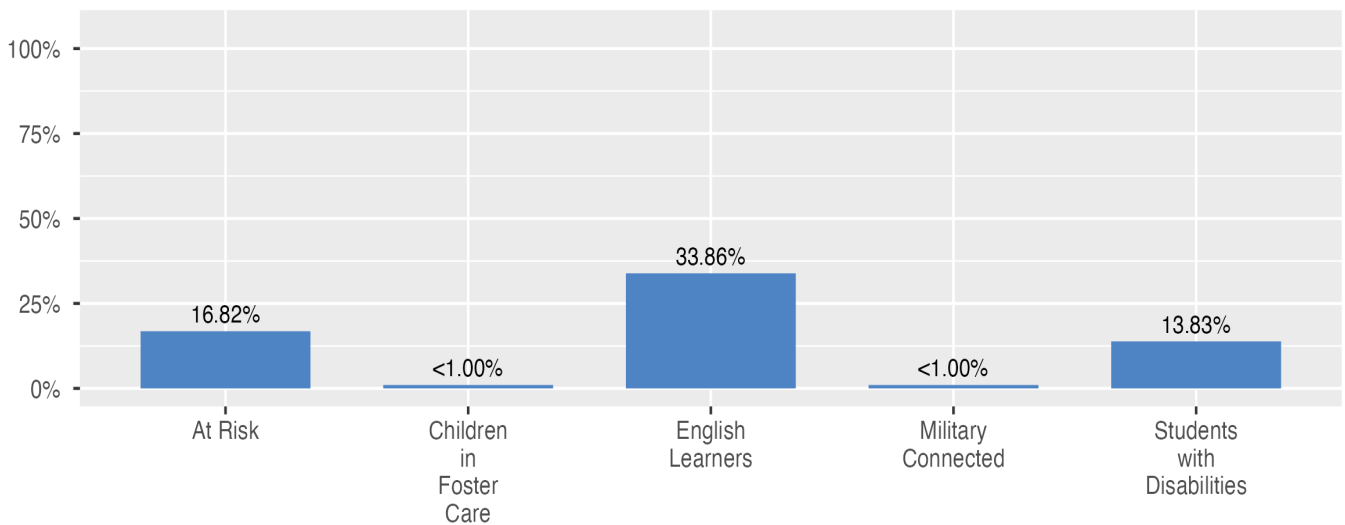
School Enrollment

The ever-enrolled count is the total number of students who are enrolled at any point during the school year; a student who attends a school for one day or 180 days is counted the same way. For this reason, the ever-enrolled count will always be larger than the audit count.

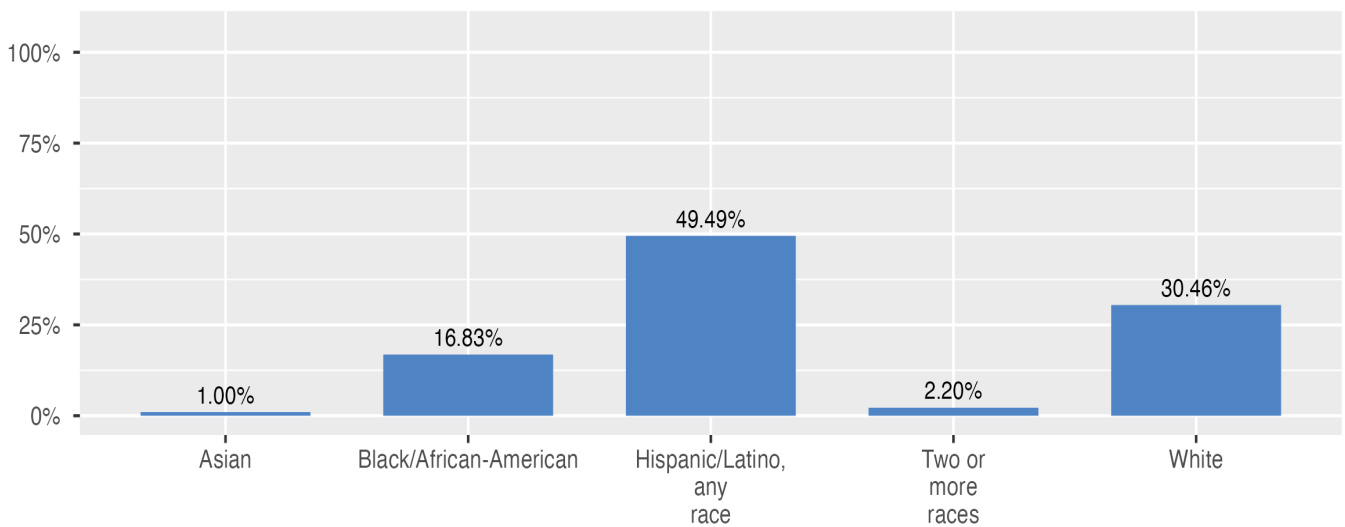
2021-22 Ever-Enrolled by Grade Level

PK3	PK4	KG	Grade 01	Grade 02	Grade 03	Grade 04	Grade 05
46	71	75	72	48	69	49	69

Enrollment by Student Group



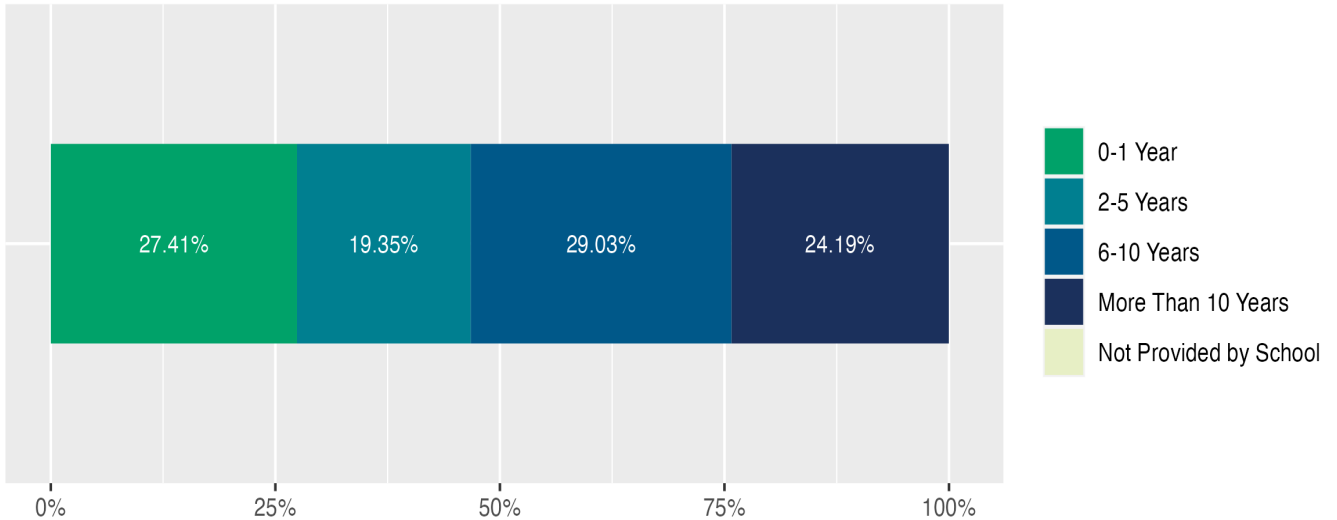
Enrollment by Race/Ethnicity



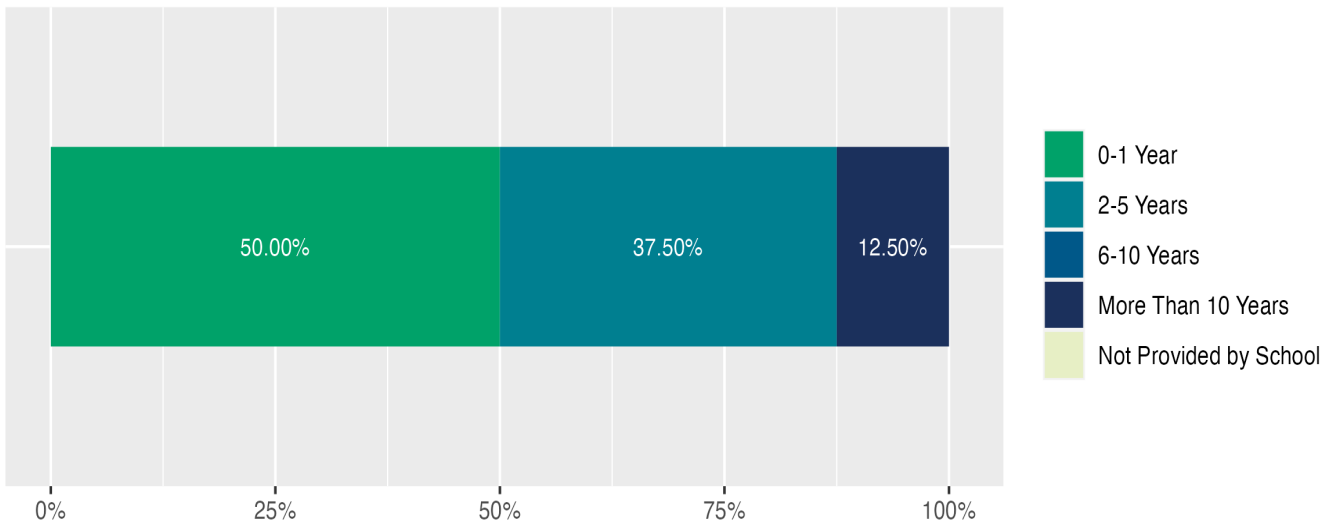
Teacher and School Leader Data

This page includes information about teacher experience levels in DC Public Schools and public charter schools. For DC Public Schools, it also includes information about credentialed and in-field teachers.

Teacher - Years of Experience



School Leader - Years of Experience

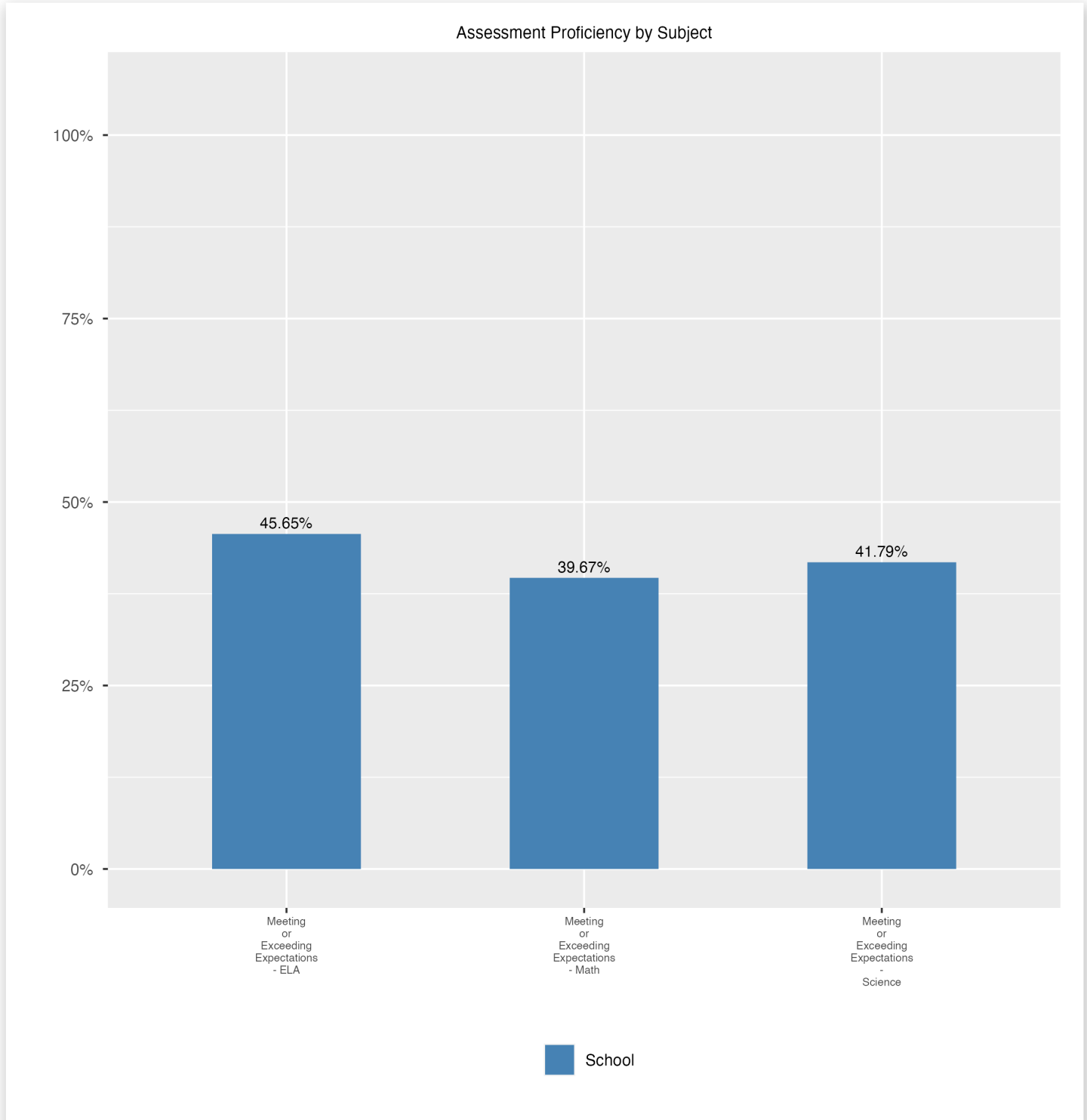


School Safety and Discipline

Information about discipline and school safety in DC, in accordance with the U.S. Department of Education's Civil Rights Data collection, including suspensions and expulsions for students, school related arrests, reported incidents of violence, bullying, and harassment are available in the OSSE Discipline report and data files (<https://osse.dc.gov/page/data-and-reports-0>).

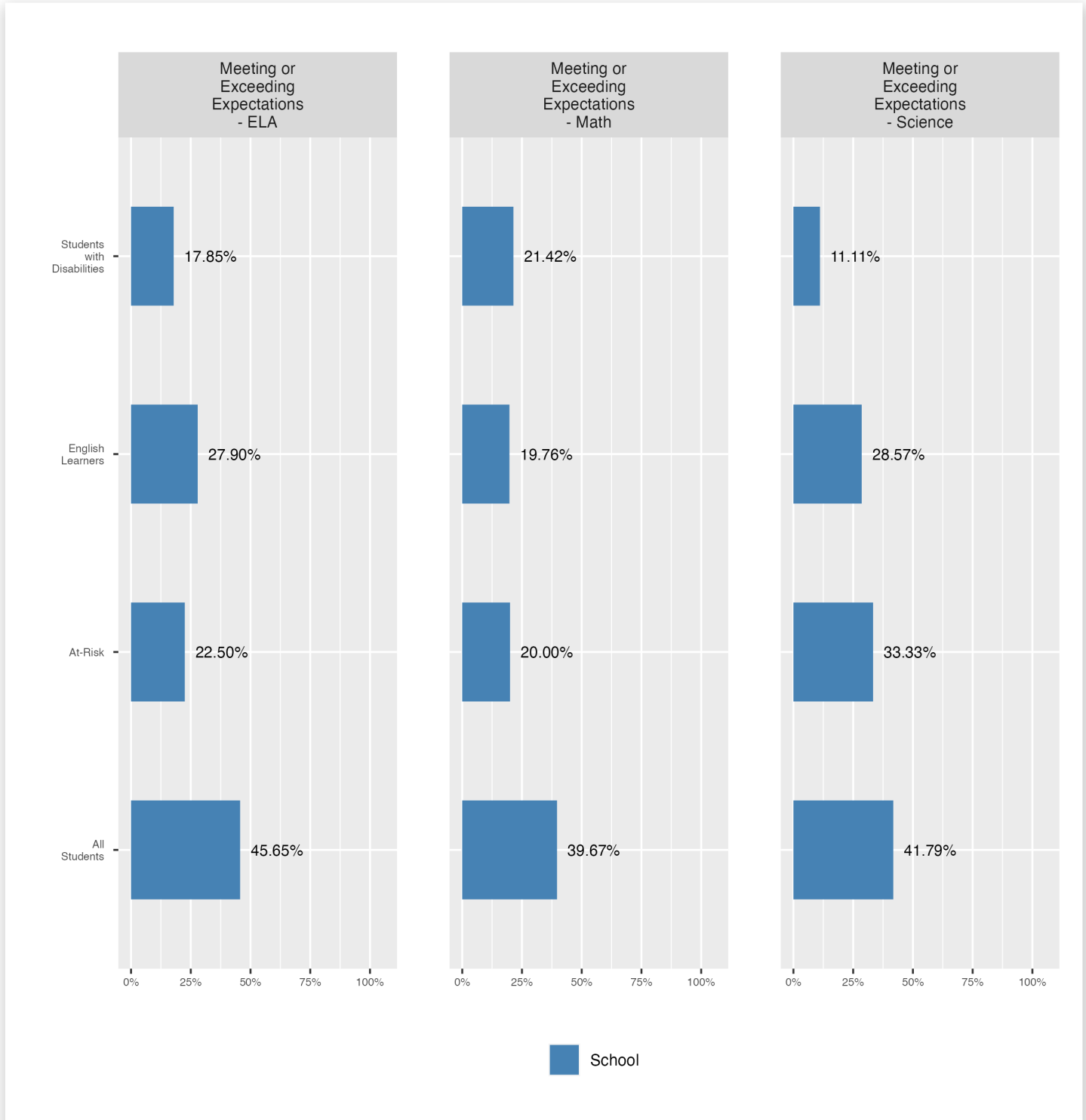
Assessment Proficiency by Subject

This page shows the percentage of students meeting or exceeding grade -or course- level expectations on statewide assessments in English language arts/literacy (ELA), mathematics, and science.



Assessment Proficiency by Group

This page shows the percentage of specific groups of students meeting or exceeding grade- or course-level expectations on statewide assessments.



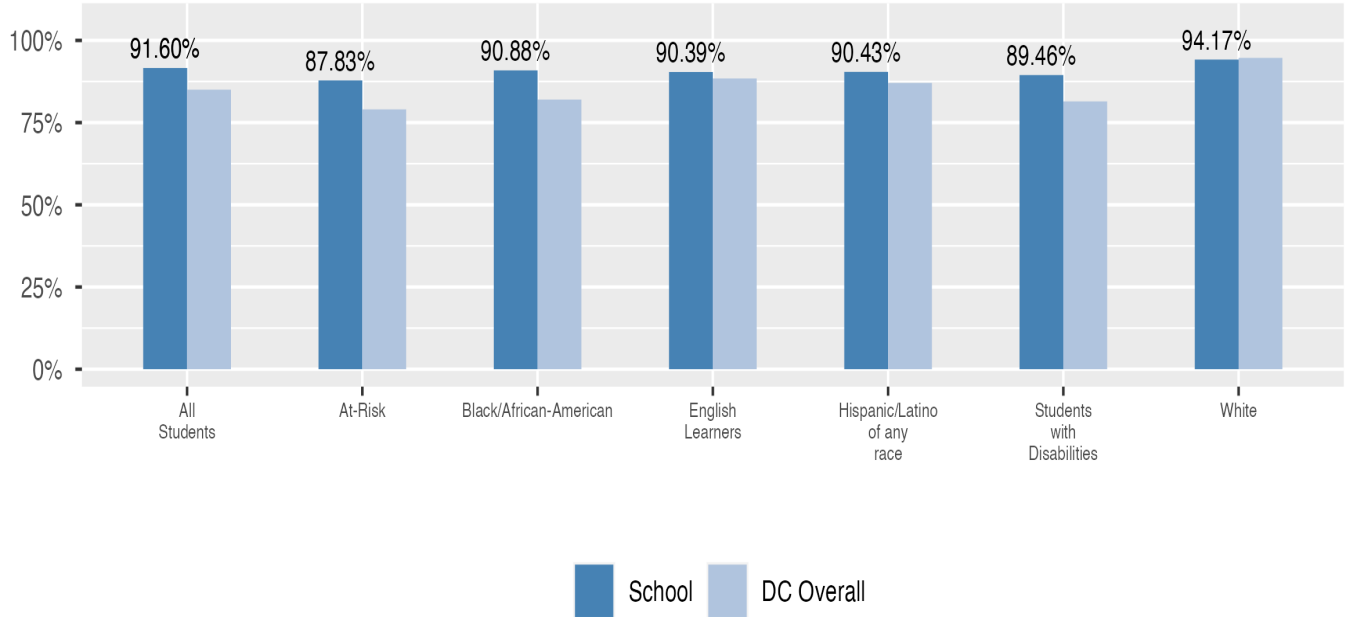
Proficiency by Subject

Statewide assessments in science are administered to students in grades 5 and 8, and students enrolled in high school biology. Missing data indicates that a school does not serve students required to take statewide science assessments.

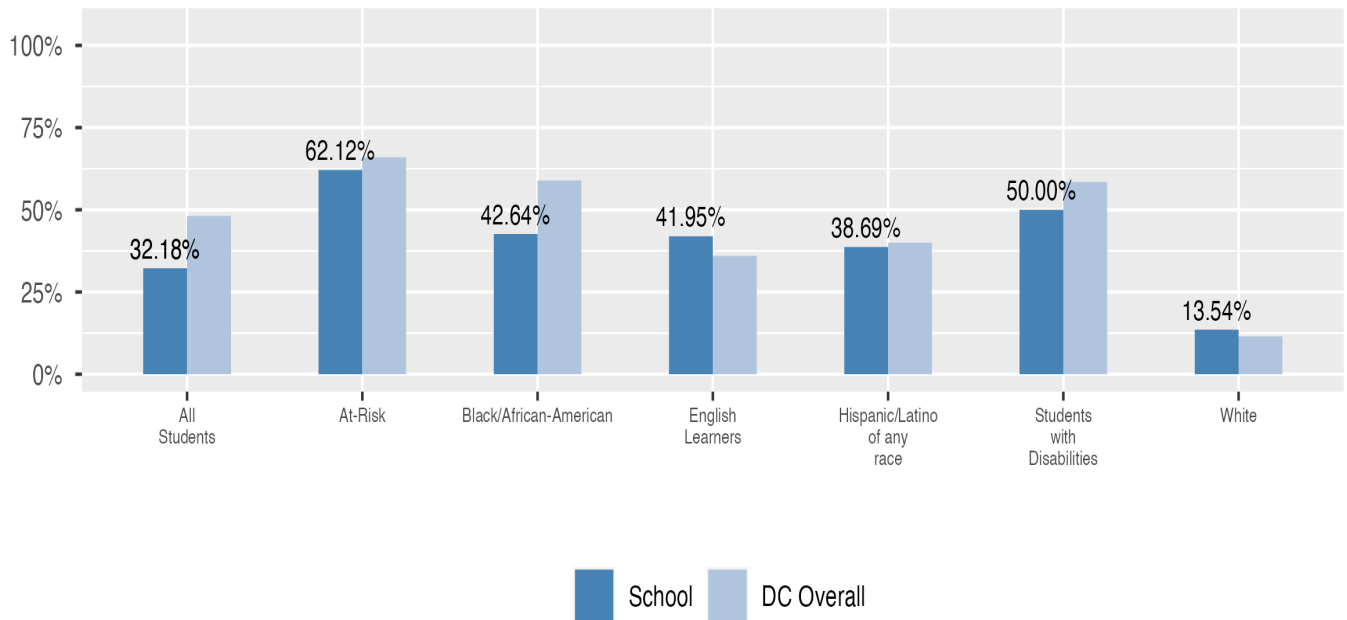
Attendance

Review information on attendance below, including in-seat attendance for all students (there is a separate measure of attendance for pre-K students, since pre-K is not compulsory), and the percentage of students chronically absent, meaning that they miss at least 10% of the school days for which they are enrolled throughout the school year at the school.

In-Seat Attendance

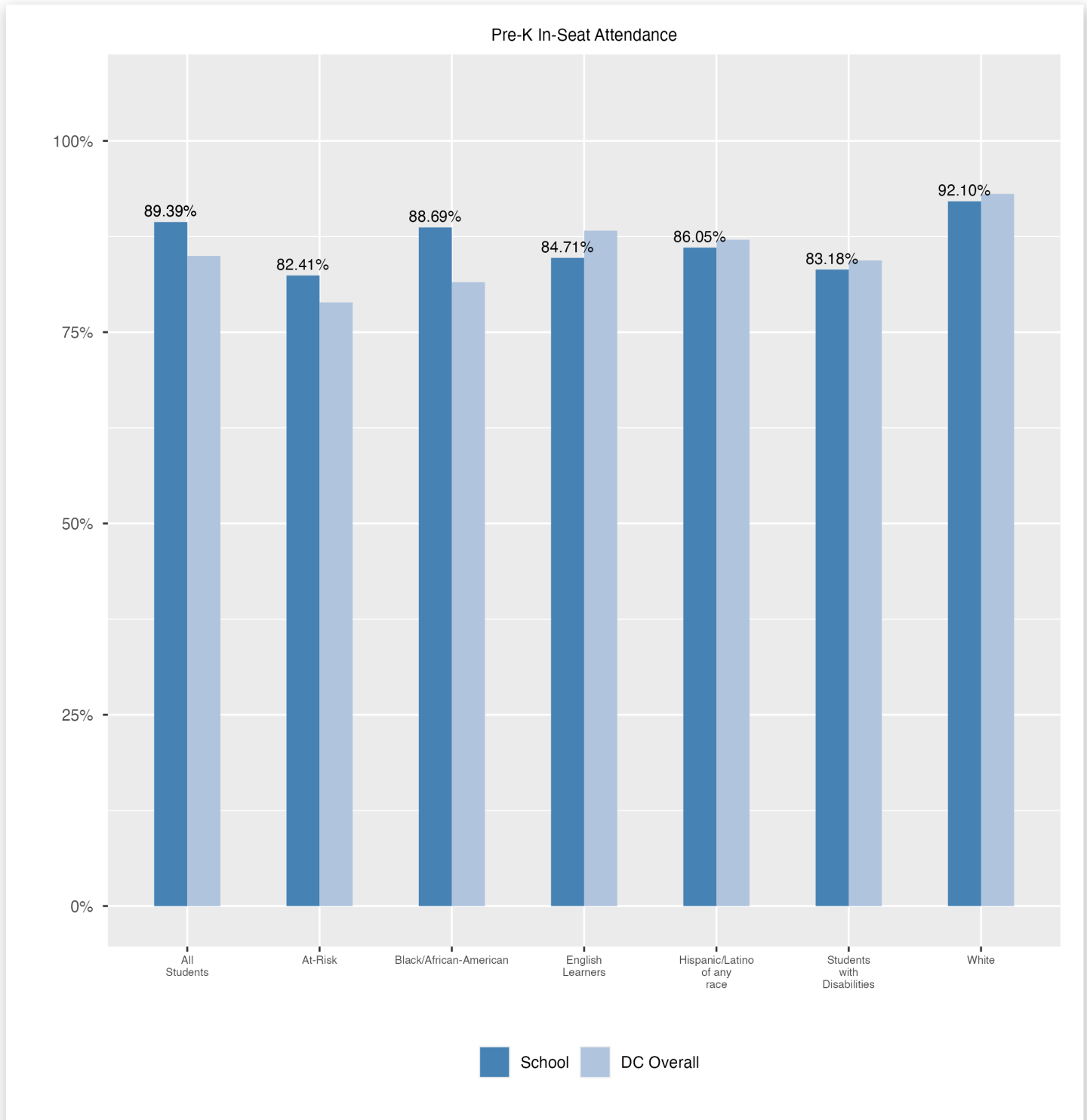


Chronic Absenteeism



Pre-K In-Seat Attendance

Review information on attendance at the school. This includes in-seat attendance for all students (including a separate measure of attendance for pre-K students, since pre-K is not compulsory), the percentage of students chronically absent, meaning that they miss at least 10% of the school days for which they are enrolled throughout the school year at the school.



Student Enrollment Changes

Explore information on how much the population at the school changes throughout the year or from year to year. It shows information about changes in enrollment, including whether students leave or enter the school mid-year, and whether eligible students choose to re-enroll in the school.

